

speculume  
decorative



## AMBIENT INDIRECT SCENCE

### XL SERIES / 2000 LUMEN MAX LED

#### ID406LEDXL

##### APPLICATION

Ambient Series Scence for indirect lighting illumination. Modern replacement for classic halogen fixture.

##### FEATURES

Wedge profile and clean detailing blend easily into interior design. Optics produce forward throw indirect output. Illuminates a wide area with smooth, hot-spot free illumination. Recessed in wall new construction housing keeps visible details minimal. Driver and wiring access in through special in-wall j-box. LED module has integral glass lens. Top lens available, in clear tempered glass or Solite™ Lens.

##### FINISH

Multi-stage polyester powder-coat process applied on our dedicated paint lines. A wide variety of standard and custom finishes are available. All exposed materials are chromate pretreated to resist corrosion.

##### ELECTRONICS

LED system features Xicato LED module with proprietary phosphor technology that provides consistent stable color with CCT control of +/- 100K over life of the light engine. Base CRI is 80 with 1x2 MacAdam Ellipses binning.

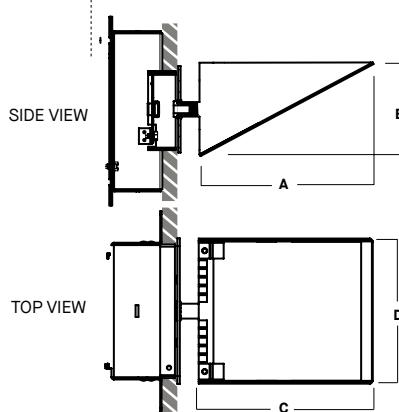
##### CONSTRUCTION

Fixture is die cast aluminum with stainless steel hardware. Recessed in wall housing is 20ga. galvanized steel to resist corrosion.

##### CODE COMPLIANCE

ARRA Compliant. UL listed. Damp location only. Manufactured and tested to UL standards No. 1598/8750.

ROUGH-IN WIRING AND DRIVER ENCLOSURE PROVIDED BY SPECTRUM  
REQUIRES MIN. 2.75" DEPTH FROM FACE OF WALL



A	B	C	D
5.50	3.0	6.25	4.7
139.7mm	76.2mm	158.7 mm	119.4 mm

##### WATTAGE / LUMENS DATA

PART NUMBER	SOURCE LUMENS <sup>1</sup>	DELIVERED LUMENS	SYSTEM WATTS	LPW
ID406LEDXL16L	1600	1405	21.0	67
ID406LEDXL20L	2000	1694	27.7	61

SERIES	LED <sup>1</sup>	CCT	DRIVER / DIMMING <sup>3</sup>	LENS	MOUNTING	FINISH <sup>5</sup>	
ID406LEDXL	16L	1600 Lm	27K	2700K	GL <sup>4</sup> Clear Glass Lens SO Micro Prism Solite™ Lens	NC New Construction	MW <sup>5</sup> Matte White MB <sup>5</sup> Matte Black PT <sup>5</sup> Platinum CC Custom Color
	20L	2000 Lm	30K	3000K			
			35K	3500K			
			EX	Electronic Driver, 120V/277V			
			DS10X	10%, 0-10V, 120V/277V			
			DS2W1	1%, ELV/MLV, 120V, Dims to 0			
			DO10X	1%, 0-10V, 120V/277V			

EXAMPLE: ID406LEDXL20L35KDS2W1GLNCP

##### NOTES:

1 Nominal Source Lumens at 3500K 2 Nominal Delivered Lumens at 80 CRI at Any CCT, No Lens 3 Contact Factory for Additional Options  
4 Clear Glass Lens is Standard 5 Reference Color Sheet Located on Product Webpage for Full List of Available Colors 6 Standard Finishes

Dimensions and values shown are nominal. Spectrum Lighting continually works to improve products and reserves the right to make changes which may alter the performance or appearance of products.



PROJECT:	TYPE:
CAT. NO.:	

WWW.SPECLIGHT.COM • 994 JEFFERSON STREET, FALL RIVER, MA 02721 • 508.678.2303 FAX 508.678.2260

LIGHTSOURCE BY  
**XICATO**<sup>®</sup>

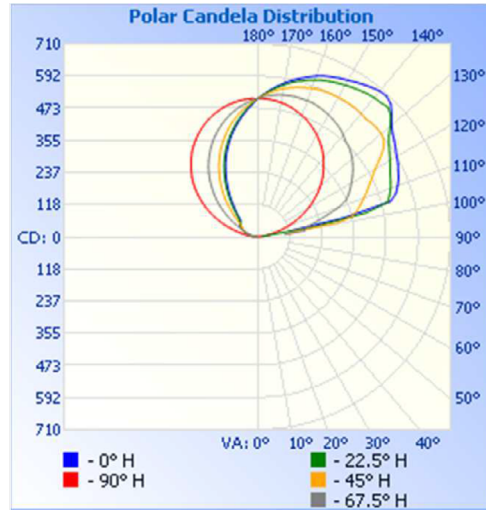




**ID406LEDXL20L27KEX**

Intensity (Candlepower) Summary at 25°C - Candelas

Angle	0	22.5	45	67.5	90
0	0	0	0	0	0
5	0	0	0	0	0
10	0	0	0	0	0
15	0	0	0	0	0
20	0	0	0	0	0
25	0	0	0	0	0
30	0	0	0	0	0
35	0	0	0	0	0
40	0	0	0	0	0
45	0	0	0	0	0
50	0	0	0	0	0
55	0	0	0	0	0
60	0	0	0	0	0
65	0	0	0	0	0
70	0	0	0	0	0
75	0	0	0	0	0
80	0	0	0	0	0
85	0	0	0	0	0
90	0	0	0	0	0
95	0	0	0	101	9
100	120	203	304	178	42
105	508	496	380	231	79
110	549	521	417	318	125
115	571	539	454	370	173
120	591	563	500	399	220
125	614	590	566	429	265
130	643	638	594	454	307
135	693	677	593	473	344
140	700	668	593	491	378
145	684	658	595	508	409
150	666	645	594	520	435
155	650	632	590	529	458
160	630	615	582	534	477
165	604	594	570	535	492
170	575	569	554	531	502
175	543	540	533	522	508
180	508	508	508	508	508



Zonal Lumens and Percentages at 25°C

Zone	Lumens	% Luminaire
0-10	0.0	0.0
10-20	0.0	0.0
20-30	0.0	0.0
30-40	0.0	0.0
40-50	0.0	0.0
50-60	0.0	0.0
60-70	0.0	0.0
70-80	0.0	0.0
80-90	0.0	0.0
90-100	32.3	1.9
100-110	192.0	11.3
110-120	250.5	14.8
120-130	277.3	16.4
130-140	282.7	16.7
140-150	260.2	15.4
150-160	211.8	12.5

Zonal Lumen Summary and Percentages at 25°C

Zone	Lumens	% Luminaire
0-30	0.0	0.0
0-40	0.0	0.0
0-60	0.0	0.0
60-90	0.0	0.0
0-90	0.0	0.0
90-180	1693.4	100.0
0-180	1693.4	100.0

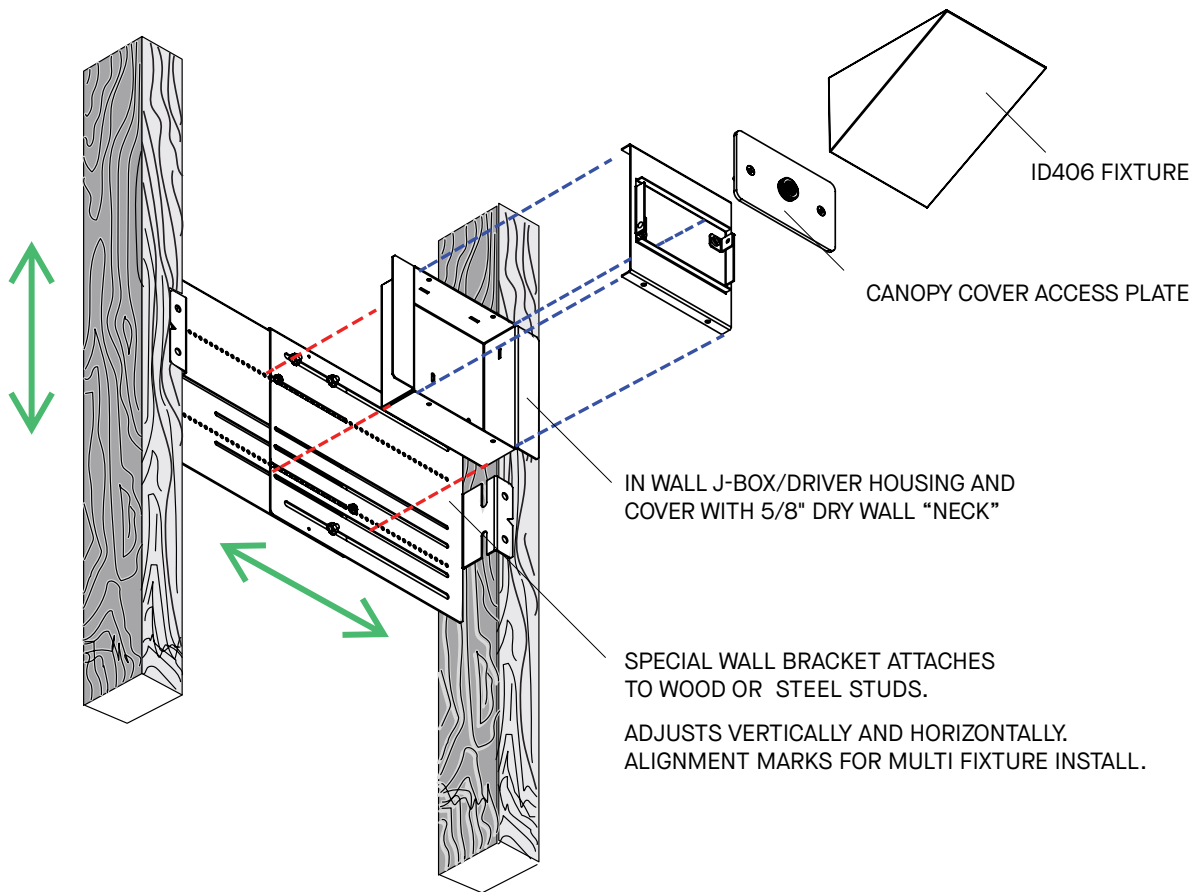
Dimensions and values shown are nominal. Spectrum Lighting continually works to improve products and reserves the right to make changes which may alter the performance or appearance of products.



<b>PROJECT:</b>	<b>TYPE:</b>
<b>CAT. NO.:</b>	

LIGHTSOURCE BY  
**XICATO®**





Dimensions and values shown are nominal. Spectrum Lighting continually works to improve products and reserves the right to make changes which may alter the performance or appearance of products.

<b>PROJECT:</b>	<b>TYPE:</b>
<b>CAT. NO.:</b>	