



LUMENSTICK

3" ROUND DECORATIVE SERIES



DC0312XT, DC0318XT, DC0324XT - CEILING MOUNT

APPLICATION

3" round x 12", 18" or 24" high decorative cylinder offers a minimalist design for accent and general illumination.

FEATURES

Decorative Cylinder series fixtures offer contemporary style with functional luminaire performance. Passive integral heat sink, LED module and driver are replaceable and upgradable. A variety of mounting options are available. Standard beam is soft distribution (OSD) with wide angle domed optic. Optional closed bottom (CSD) domed optic. Available in three lengths and a variety of mounting options.

FINISH

Multi-stage polyester powder-coat process applied on our dedicated paint lines. See mounting and color pages for standard finishes. Specify both interior and exterior finish.

ELECTRONICS

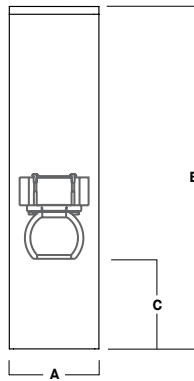
LED system features Xicato LED module with proprietary phosphor technology that provides consistent stable color with CCT control of +/- 100K over life of the light engine. Base CRI is 83 with 2-step MacAdam Ellipse binning. High CRI is 98 with 1 x 2-step MacAdam Ellipse binning. Variety of electronic 120V/277V and dimming drivers.

CONSTRUCTION

Machined .125 thick aluminum fixture housing. Stainless steel hardware with galvanized brackets to resist corrosion.

CODE COMPLIANCE

BAA compliant. ETL certified to meet US and Canadian standards. Suitable for dry or damp locations. Manufactured and tested to UL standards No. 1598/8750.



Dimensioned with **DC0312XT & OSD**

SERIES	A	B	C
DC0312XT	3.3	12.3	3.2
DC0318XT	3.3	18.3	3.1
DC0324XT	3.3	24.3	3.1

Fixture Weight: 4.4 lbs

LUMENS / WATTAGE DATA				
PART NUMBER	SOURCE LUMENS ¹	DELIVERED LUMENS ²	SYSTEM WATTS ³	LPW
DC0312XT7L	700	306	6	49
DC0312XT10L	1000	410	9	45
DC0312XT13L	1300	553	13	43

*Matte White Interior Finish and OSD Optic

SERIES	LUMENS ¹	CCT	OPTICS	DRIVER / DIMMING ⁵	MOUNTING ⁷	CORD OPTIONS ¹⁰	INTERIOR ¹¹	FINISH ¹¹
DC0312XT 3" x 12" Cylinder	7L 700 Lm	83 CRI	OSD⁴ Open Sphere Diffuser CSD Closed Sphere Diffuser	EX Electronic Driver, 120V/277V DS10X⁶ 10%, 0-10V, 120V/277V DS2W1 ELV/MLV, 120V DO10X⁶ 1%, 0-10V, 120V/277V	HM⁸ Hang Straight PM⁸ Rigid Pendant Mount AT⁸ Hang Straight All Thread CM^{9/9} Cord Mount CD^{9/9} Cord / Cable Mount SM Surface Mount	STANDARD CORDS CW White CB Black CS Silver	MW1¹² Matte White CCI Custom Color FCI Fixture Color Interior	MW¹² Matte White MB¹² Matte Black PT¹² Platinum Silver CC Custom Color
	10L 1000 Lm	27K 2700K 30K 3000K 35K 3500K 40K 4000K						
DC0318XT 3" x 18" Cylinder	13L 1300 Lm	98 CRI				DECORATIVE CORDS See Page 5 for Decorative Braided Color Cords		
		27HK 2700K 30HK 3000K 35HK 3500K 40HK 4000K						
DC0324XT 3" x 24" Cylinder								

EXAMPLE: DC0312XT10L35KOSDEX/PM36/MWIMW

NOTES:

1 Nominal Source Lumen at Any CCT 2 Nominal Delivered Lumens at 83 CRI at Any CCT with OSD-MWI 3 At 83 CRI 4 Standard Optic 5 Contact Factory for Additional Options 6 Decorative Cord Not Available. Contact Factory for Additional Information 7 See Mounting Page for Details on Components and Finishes 8 Specify Length in Inches: See Mounting Page for Available Lengths 9 EMxxxx Option Requires 2 Cords 10 Available with CM/CD Mounting Only, Decorative Cord 120" Max Length 11 Reference Color Sheet Located on Product Webpage for Full List of Available Colors 12 Standard Finishes



PROJECT: _____
TYPE: _____



Dimensions and values shown are nominal. Spectrum Lighting continually works to improve products and reserves the right to make changes which may alter the performance or appearance of products.

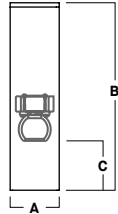
LUMENSTICK

3" ROUND DECORATIVE SERIES / FIXTURE OPTIONS



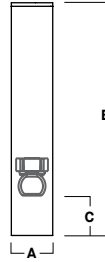
SERIES SIZES

DC0312XT



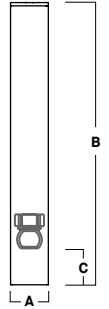
A	B	C
3.3	12.3	3.2
83.8 mm	312.4 mm	81.3 mm

DC0318XT



A	B	C
3.3	18.3	3.1
83.8 mm	464.8 mm	78.7 mm

DC0324XT



A	B	C
3.3	24.3	3.1
83.8 mm	617.2 mm	78.7 mm

STANDARD FINISHES

MW MATTE WHITE



MB MATTE BLACK




PT PLATINUM SILVER



OPTICS

OSD OPEN SPHERE DIFFUSER

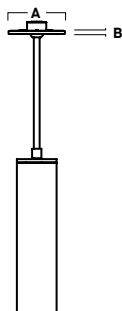


CSD CLOSED SPHERE DIFFUSER



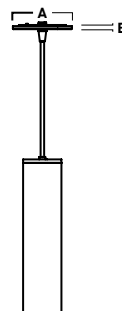
MOUNTING TYPES

HM / PM / AT HANG STRAIGHT / PENDANT / ALL THREAD



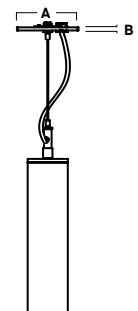
A	B
5.0	.25
127.0 mm	6.4 mm

CM CORD MOUNT



A	B
5.0	.25
127.0 mm	6.4 mm

CD CORD / CABLE MOUNT



A	B
5.0	.25
127.0 mm	6.4 mm

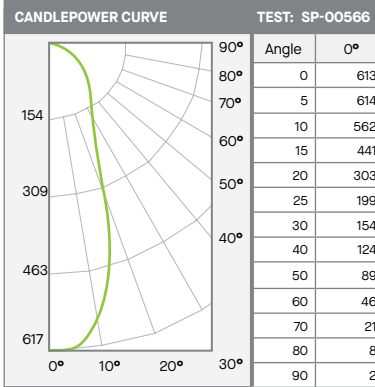
LUMENSTICK

3" ROUND DECORATIVE SERIES / PHOTOMETRIC DATA



DC03xxXT-13LxxK-OSDEX-MWI-MW

13L / OSD - 83 CRI



ZONAL LUMENS		
0-10	57	10%
0-20	175	32%
0-30	270	49%
0-40	356	64%
0-60	497	90%
0-80	546	99%
0-90	552	100%
Total Lumens	553	100%

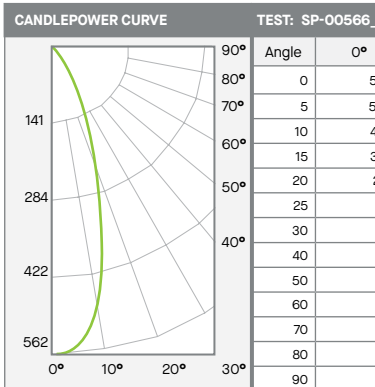
SINGLE UNIT: PERFORMANCE INITIAL FOOTCANDLES AND BEAM ANGLE DIAMETERS			
Mounting Height*	FC at Center	Diameter of Beam**	FC at Beam**
5.5'	20	3.8'	9
6.5'	15	4.5'	6
7.5'	11	5.2'	5
8.5'	8	5.9'	4
10.0'	6	6.9'	3
12.0'	4	8.3'	2
14.0'	3	9.7'	1
16.0'	2	11.1'	1

* From aperture to horizontal surface below.
** At IESNA defined Beam Angle, to 50% Max. CP.

Delivered Lumens: 553 CP @ 0° (Nadir): 613 Spacing Ratio: 0.66
 Luminaire Watts: 13 Beam Angle: 38.2° Output Multipliers: 7L x 0.55, 10L x 0.74
 LER: 43 CRI: 83

DC03xxXT-13LxxK-OSDEX-MBI-MB

13L / OSD - 83 CRI



ZONAL LUMENS		
0-10	50	18%
0-20	147	53%
0-30	203	73%
0-40	237	86%
0-60	269	97%
0-80	274	99%
0-90	276	100%
Total Lumens	277	100%

SINGLE UNIT: PERFORMANCE INITIAL FOOTCANDLES AND BEAM ANGLE DIAMETERS			
Mounting Height*	FC at Center	Diameter of Beam**	FC at Beam**
5.5'	19	3.5'	8
6.5'	13	4.1'	6
7.5'	10	4.7'	5
8.5'	8	5.3'	4
10.0'	6	6.3'	3
12.0'	4	7.5'	2
14.0'	3	8.8'	1
16.0'	2	10.1'	1

* From aperture to horizontal surface below.
** At IESNA defined Beam Angle, to 50% Max. CP.

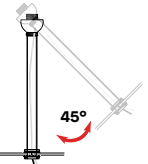
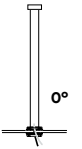
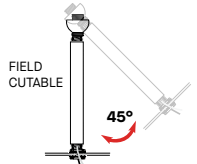
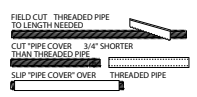


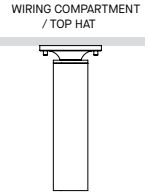
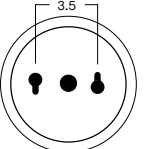
Delivered Lumens: 277 CP @ 0° (Nadir): 562 Spacing Ratio: 0.6
 Luminaire Watts: 13 Beam Angle: 34.9° Output Multipliers: 7L x 0.55, 10L x 0.74
 LER: 21 CRI: 83

STANDARD MOUNTING & ACCESSORIES

SOME OPTIONS NOT AVAILABLE ON ALL FIXTURES, CONSULT SPECIFICATION SHEETS. SEE INDIVIDUAL SPECIFICATION SHEETS OR CONSULT FACTORY FOR ADDITIONAL INFORMATION.
NOTE: THIS IS TYPICAL OF CYLINDERS SPECIFICATION FOR PENDANT MOUNTING. INDIVIDUAL FIXTURES OR PROJECTS MAY HAVE SPECIALIZED REQUIREMENTS.



MOUNTING TYPES

<p>HM* HANG STRAIGHT 45° SWIVEL 5/8" OD STEM - 3/8" IP</p>  <p>ORDER: HM (Length) SPECIFY LENGTH: HM3 - 3" HM24 - 24" HM6 - 6" HM36 - 36" HM12 - 12" HM48 - 48" HM18 - 18" HM72 - 72" HMLC(XX) Custom Length (Specify in Inches)</p>	<p>PM* RIGID PENDANT MOUNT RIGID 5/8" OD STEM - 3/8" IP</p>  <p>ORDER: PM (Length) SPECIFY LENGTH: PM3 - 3" PM24 - 24" PM6 - 6" PM36 - 36" PM12 - 12" PM48 - 48" PM18 - 18" PM72 - 72" PMLC(XX) Custom Length (Specify in Inches)</p>	<p>AT** HANG STRAIGHT ALL THREAD 45° SWIVEL 5/8" OD STEM - 1/4" IP</p>  <p>ORDER: AT (Length) SPECIFY LENGTH: AT12 - 12" AT24 - 24" AT36 - 36"</p> 	<p>CM CORD MOUNT SJ CORD WITH STRAIN RELIEF</p>  <p>ORDER: CM (Length) SPECIFY LENGTH: CM36 - 36" CM72 - 72" CM144 - 144" CMLC(XX) Custom Length (Specify in Inches)</p>	<p>CD CORD / CABLE MOUNT SJ CORD WITH 1/16 SS CABLE</p>  <p>ORDER: CD (Length) SPECIFY LENGTH: CD36 - 36" CD72 - 72" CD144 - 144" CDLC(XX) Custom Length (Specify in Inches)</p>	<p>SM SURFACE MOUNT WIRING COMPARTMENT / TOP HAT</p>  <p>ORDER: SM TOP VIEW CANOPY 3.5</p>  <p>KEY SLOTS MOUNT CANOPY TO WALL JUNCTION BOX. JUNCTION BOX IS COVERED.</p>
--	---	---	---	---	--

*MAXIMUM ONE PIECE STEM LENGTH IS 72". **MAXIMUM ONE PIECE STEM LENGTH IS 36". LONGER LENGTHS ARE POSSIBLE USING MULTIPLE STEMS AND COUPLERS.

CORD OPTIONS

STANDARD VINYL CORDS



DECORATIVE BRAIDED COLOR CORDS

