



# 4" SQUARE FLANGELESS DOWNLIGHT

NON-IC CONSTRUCTION

Spectrum's A Spec 4" recessed round kelvin and color tuning downlight series features a shallow plenum housing for general illumination.

LUMENS AND WATTAGE CHART		
PART NUMBER	SOURCE LUMENS <sup>1</sup>	SYSTEM WATTS
SDZO4LU14L	1400	32


<sup>1</sup> Peak Source Lumens

PROJECT: \_\_\_\_\_

QUANTITY: \_\_\_\_\_ TYPE: \_\_\_\_\_



MATTE WHITE




MATTE BLACK



PLATINUM SILVER



SUN GOLD




CUSTOM COLOR



## AVAILABLE HOUSING TYPE

SDZO4LU - Downlight



## PRODUCT SELECTOR GUIDE

HOUSING					MOUNTING OPTIONS	TRIM OPTIONS			
SERIES	LUMENS	CCT / K	BEAM	CONTROL / VOLTAGE	BAR HANGERS	TRIM TYPE	FINISH	LENS	TRIM OPTIONS
SDZO4LU	14L	80CMX		DMXLU1		SD4NLU			
SDZO4LU	14L	80CMX	MD	DMXLU1	BH27	SD4NLU	MW	SO	

EXAMPLE

HOUSING						MOUNTING OPTIONS		
SERIES	LUMENS <sup>1</sup>	CCT / K	BEAM	CONTROL / VOLTAGE	BAR HANGERS			
SDZO4LU	14L <small>1400 Lm</small> <small><sup>1</sup> Peak Source Lumens</small>	80CMX	16K-80K	DMXLU_	DMX Configuration	1 120V	27" Solid Bars Standard Bar Hangers	
			ND 20°					2 277V
			MD 30°					
			WD 40°					
XW 50°								
Single Unit Control Via Bluetooth The Hive Antenna, DMX System Required For Multi-Unit System								
							<b>H12</b> 12" - 24" Expandable Bars <b>CB24</b> 24" C-Channel Bars	

TRIM OPTIONS			
TRIM TYPE	FINISH	LENS	TRIM OPTIONS
SD4NLU	<b>MW</b> Matte White <b>MB</b> Matte Black <b>PT</b> Platinum Silver <b>CC*</b> Custom Color <small>*Consult Factory</small>	SO Micro Prism Solite™ Lens	<b>W</b> Wet Location Gasket Is Supplied with "W" Option  <b>GS</b> Gasket
See Page (x) for Full Range of Color Options (83-90180)			

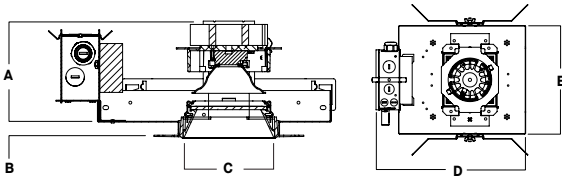
- Kelvin (16K-80K) and color (RGBW) tuning fixture.
- True saturated greens, blues and reds.
- Controllable with DMX or Bluetooth controls.
- Peak of 1400 source lumens.
- Smooth light distribution for general illumination.
- Shallow plenum construction.
- L70 at >60,000 Hours at 70% lumens maintenance.
- 5 year warranty on fixture and electronics.
- Sustainable fixture.
- Dry/damp or wet location rated.
- Ease of maintenance.
- Posi-lock trim retention torsion springs.



## HOUSING DIMENSIONS

### SDZO4LU - NEW CONSTRUCTION / 14L MAX

Non-IC rated, thermally protected frame-in kit for new construction.



A	B	C	D	E
6.1	.625	4.0	14.7	9.5
154.9 mm	15.2 mm	101.6 mm	373.4 mm	241.3 mm

## TRIM DATA

### SD4LU - DOWNLIGHT



## FEATURES

### APPLICATIONS

4" Square LU downlight with flangeless trim platform with Tunable color (HUE) system. System can be programmed for scenes or set for manual control. Adjusts to over 300,000 colors as well as 1650K-8000K white light.

### FEATURES

Two-stage optical system for smooth light distribution and focus control. Quick change LED module with interchangeable optics for job site adjustment and fixture maintenance. Shallow plenum design. Tool-less driver and j-box access. Posi-lock trim retention torsion springs. Integral 5/8" (.625) collar, works in ceiling up to 1" Deep.

### FINISH

Variety of powdercoat and anodized finishes available. Matte white flange is standard.

### ELECTRONICS

LED system features LED module with proprietary Tunable color (HUE) technology that provides consistent, stable color with CCT control of +/- 100K over life of the light engine. Base CRI is 90 with <2 MacAdam Ellipse binning. Variety of dimming controls (by Others). The Hive Antenna is the main control app., and is available for both Apple and Android devices.

### CONSTRUCTION

Housing/frame constructed of #20 ga. galvanized steel to resist corrosion. Flangeless one piece trim high purity aluminum and finished to specification.

### CODE COMPLIANCE

BAA Compliant. Non-IC rated. ETL certified to meet US and Canadian standards. Suitable for dry or damp locations. Optional Wet location. Manufactured and tested to UL standards No. 1598/8750.



**Spectrum Lighting**