

# 4" ROUND DIRECT / INDIRECT FOCUSED ILLUMINATION



## CO411UDXT - 2 CABLE MOUNT WITH CORD

### APPLICATION

4" round x 11" high mini cylinder luminaire for direct / indirect illumination.

### FEATURES

Spectrum's Cylinder series provides traditional architectural style with high performance and energy efficient illumination. Rugged design with flexible mounting, finish and LED options make these extremely versatile fixtures. Interchangeable optics for job site flexibility and fixture upgrade.

### FINISH

Multi-stage polyester powder-coat process applied on our dedicated paint lines. See mounting and color pages for standard finishes. All exposed materials are chromate pre-treated to resist corrosion.

### ELECTRONICS

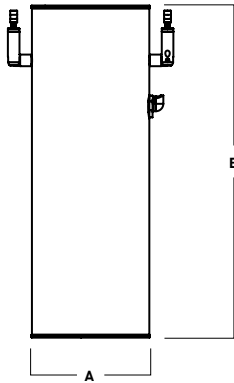
LED system features Xicato LED module with proprietary phosphor technology that provides consistent stable color with CCT control of +/- 100K over life of the light engine. Base CRI is 83 with 2-step MacAdam Ellipse binning. High CRI is 98 with 1 x 2-step MacAdam Ellipse binning. Variety of electronic 120V/277V and dimming drivers.

### CONSTRUCTION

Fabricated seamless aluminum fixture housing, specular primary reflector provides high efficiency illumination. Stainless steel hardware with galvanized brackets to resist corrosion. Machined aluminum trims finished to specification.

### CODE COMPLIANCE

BAA compliant. ETL certified to meet US and Canadian standards. Suitable for dry or damp locations. Manufactured and tested to UL standards No. 1598/8750.



A	B
4.0	11.2
101.6 mm	284.5 mm

LUMENS / WATTAGE DATA		
PART NUMBER	SOURCE LUMENS <sup>1</sup>	SYSTEM WATTS
CO411UDXT7L	1400	12.4
CO411UDXT10L	2000	18.2
CO411UDXT13L	2600	26.0

SERIES	LUMENS <sup>1/2</sup>	CCT	OPTICS		DRIVER / DIMMING <sup>4</sup>		LENS	MOUNTING <sup>7</sup>	FINISH <sup>9</sup>		
CO411UDXT	7L 700 Lm	83 CRI	UPLIGHT <sup>3</sup>	DOWNLIGHT	EX	Electronic Driver, 120V/277V	DOWNLIGHT	CD2x4R <sup>5</sup>	2 Cable Mount with Cord	MW <sup>10</sup> Matte White	MB <sup>10</sup> Matte Black
			ND 21°	ND 21°							
	10L 1000 Lm	30K 3000K	MD 38°	MD 38°	DS10X 10%, 0-10V, 120V/277V	SO <sup>6</sup> Micro Prism Solite™ Lens	EMERGENCY BATTERY OPTIONS	EMCR 10W Canopy Mounted EM	PT <sup>10</sup> Platinum Silver	CC Custom Color	
	13L 1300 Lm	35K 3500K	WD 44°	WD 44°							DS2W1 ELV/MLV, 120V
	35K 3500K	40K 4000K			EMEN 7W Remote with Enclosure						
	98 CRI	27K 2700K									
		30HK 3000K									
		35HK 3500K									
		40HK 4000K									

EXAMPLE: CO411UDXT10L35KMDWDEX/SO/CD2x4R36/MW

NOTES:  
 1 Nominal Source Lumens at Any CCT 2 Uplight & Downlight Use The Same Lumen Output 3 3/4" Clear Glass Only 4 Contact Factory for Additional Options 5 Standard Lens for ND 6 Standard Lens for MD, WD  
 7 See Mounting Page for Details on Components and Finishes 8 Specify Length in Inches: See Mounting Page for Available Lengths 9 Reference Color Sheet Located on Product Webpage for Full List of Available Colors 10 Standard Finishes



PROJECT: \_\_\_\_\_  
 TYPE: \_\_\_\_\_



Dimensions and values shown are nominal. Spectrum Lighting continually works to improve products and reserves the right to make changes which may alter the performance or appearance of products.

# 4" ROUND DIRECT / INDIRECT

## FOCUSED ILLUMINATION / FIXTURE OPTIONS



### STANDARD FINISHES

**MW**  
MATTE WHITE



**MB**  
MATTE BLACK

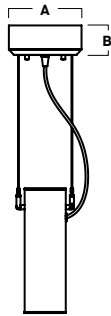


**PT**  
PLATINUM SILVER



### MOUNTING TYPES

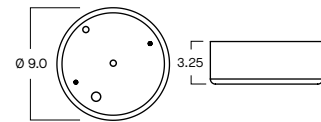
**CD2x4R**  
2 CABLE MOUNT WITH CORD



A	B
7.0	2.8
177.8 mm	71.1 mm

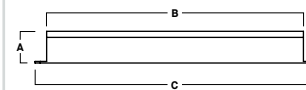
### EMERGENCY BATTERY OPTIONS

**EMCR** - LARGE DRIVER CANOPY FOR 10W EMERGENCY BATTERY



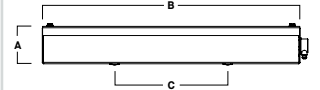
### REMOTE EMERGENCY BATTERY OPTIONS

**EMRM\*** - 7W REMOTE EMERGENCY BATTERY (50' MAX)



A	B	C
1.3	12.6	13.0

**EMEN\*** - 7W REMOTE EMERGENCY BATTERY WITH ENCLOSURE (50' MAX)



A	B	C
2.0	17.0	6.2

\*OTHER EM BATTERY SIZES AVAILABLE. CONSULT FACTORY