

COLOR OPTIONS - POWDER COAT PAINT FINISHES

NOTE: NO PRINTED IMAGE CAN EQUAL THE EXACT COLOR OF FINISH ON METAL. SEE INDIVIDUAL SPECIFICATION SHEETS OR CONSULT FACTORY FOR ADDITIONAL INFORMATION.



ALL COLORS ARE AVAILABLE FOR EXTERIOR AND INTERIOR FINISHING, EXCLUDING NOUVEAU PASTEL.

TIER 1 - STANDARD FINISHES




TIER 2 - SPECIALTY FINISHES

Gloss



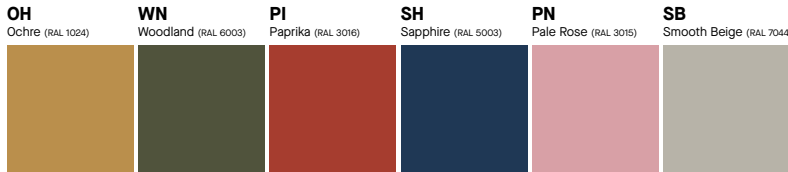
Eco Classics - Eco-Conscious Powder Coat Solution Produced from 25% Post-Consumer Plastics



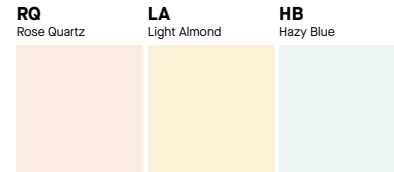
Naturals




Terra



Nouveau Pastel - Matte Interior Only Finishes



TIER 3 - HAND APPLIED FINISHES



*UNAVAILABLE FOR WET LOCATION

CUSTOM COLOR FINISHES Contact factory



MOUNTING FINISHES

FIXTURE COLOR	STANDARD CORD COLOR	STANDARD CANOPY / STEM COLOR
Matte White, Textured White	Matte White	Matte White
Gloss White	Matte White	Gloss White
Matte Black, Gloss Black, Textured Black	Matte Black	Matte Black
All Others	Matte Black	Same Color as Fixture
Custom Color	Contact Factory	Contact Factory

PAINT TIMES

TIER	COST	AVERAGE PAINT TIME*
Tier 1 - Standard Finishes	\$	⌚
Tier 2 - Specialty	\$\$	⌚⌚
Tier 3 - Hand Applied	\$\$\$	⌚⌚⌚
Custom Color	Contact Factory	Contact Factory

*CONTACT FACTORY FOR SPECIFIC PRODUCT LEAD TIMES