

DOMO SHADES





Spectrum Lighting's Speclume Decorative Series are inspired by contemporary designs and finishes. This series features integral high lumen LEDs with frosted dome enclosures set high in the shade for maximum visual comfort. We hope you enjoy specifying and using Spectrum Lighting's Speclume Decorative Series.



TETON PENDANT / WALL MOUNT

EG1210GV

EG1612GV

SERIES	A	B
EG1210GV	11.5	11.2
EG1612GV	16.1	13.4

GRAND TETON PENDANT / WALL MOUNT

SD1210GV

SD1612GV

SERIES	A	B
SD1210GV	11.5	11.2
SD1612GV	16.1	13.4



STUDIO PENDANT

SP1010GV

SP1414GV

SERIES	A	B
SP1010GV	10.6	9.9
SP1414GV	15.1	15.7

EXPRESS PENDANT

EP1010GV

EP1414GV

SERIES	A	B
EP1010GV	10.6	9.9
EP1414GV	14.5	14.6

TIP TOP PENDANT

TT1811GV

A	B
18.4	11.6



RDC5

PM12

CM36RC

PM72

ON1606GV
EVERGREEN FINISH
ALMOND INTERIOR

HD2412GV
ANODIC SAPPHIRE FINISH
FAUX GALVANIZED INTERIOR

ON3012GV
AERO YELLOW FINISH
BRONZE INTERIOR

HALF DOME PENDANT

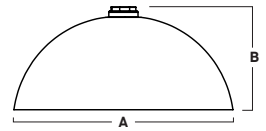

HD1606GV



HD2412GV



HD3012GV



SERIES	A	B
HD1606GV	15.7	7.0
HD2412GV	24.0	12.7
HD3012GV	30.4	12.3

ORION PENDANT

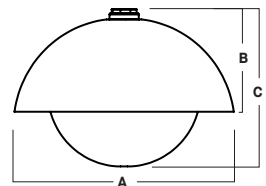
ON1606GV



ON2412GV



ON3012GV





SERIES	A	B	C
ON1606GV	15.7	7.0	10.8
ON2412GV	24.0	12.7	N/A
ON3012GV	30.4	12.3	N/A

BOTTOM VIEW

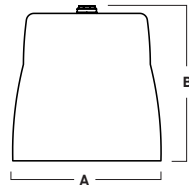
BOTTOM VIEW

BOTTOM VIEW



BUENO PENDANT

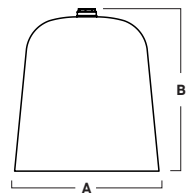
BP1616GV



A	B
16.2	16.9

DEDAL PENDANT

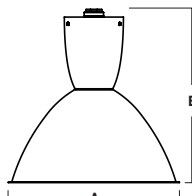
TD1617GV



A	B
16.2	16.9

RETRO PENDANT

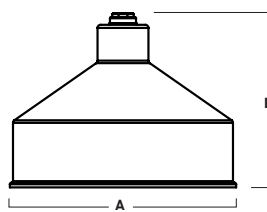
ALAT18GV



A	B
18.4	19.9

HIGH TOP PENDANT

HT1813GV



A	B
18.1	13.9




Fixtures, wall mounts, stems and canopies are robust and heavy gauge metal for durability. To accessorize there are a variety of mounting and fixture exterior/interior finishes. See our separate mounting pages for more info on mounting types. Be creative and have fun specifying and using the Speclume Decorative Series as they add a playful touch to any project.



POWDER COAT & METAL FINISHES

SOME OPTIONS NOT AVAILABLE ON ALL FIXTURES, CONSULT SPECIFICATION SHEETS. SEE INDIVIDUAL SPECIFICATION SHEETS OR CONSULT FACTORY FOR ADDITIONAL INFORMATION. NOTE: NO PRINTED IMAGE CAN EQUAL THE EXACT COLOR OF FINISH ON METAL.



MOUNTING FINISH

	FIXTURE COLOR	CANOPY / STEM / CORD COLOR
Standard Canopy / Stem or Cord mounting finish is matte white. Black fixtures receive matte black mounting finish, silver fixture receive silver mounting finish. Custom colors for canopy and stem are available upon request.	Matte White, Textured White	Matte White
	Matte Black, Textured Black, Bronze, Oil Rubbed Bronze	Matte Black
	Platinum, Textured Silver, Silver	Silver
	All Others	Matte White
	Custom Color	Canopy / Stem Same Color as Fixture

CORD OPTIONS

STANDARD VINYL CORDS

DECORATIVE BRAIDED COLOR CORDS



Fixtures up to 27L come standard with our low profile TF1 3" frosted dome enclosure.

Fixtures up to 55L come standard with our low profile TF2 4" frosted dome enclosure.

Orion Pendants come standard with high profile frosted dome enclosure. Applies to all sizes.



SPECLUME ORDERING

SERIES			
TETON PENDANT / WALL MOUNT EG1210GV EG1612GV 	TIP TOP PENDANT TT1811GV 	BUENO PENDANT BP1616GV 	DEDAL PENDANT TD1617GV
GRAND TETON PENDANT / WALL MOUNT SD1210GV SD1612GV 	HALF DOME PENDANT HD1606GV 	ORION PENDANT ON1606GV 	
STUDIO PENDANT <small>SEE INDIVIDUAL SPEC SHEET FOR DOOR AND LENS OPTIONS</small> SP1010GV SP1414GV <small>27L MAX</small> 	HD2412GV 	ON2412GV 	RETRO PENDANT <small>DIMMING WITH DECO CORD UNAVAILABLE</small> ALAT18GV
EXPRESS PENDANT <small>SEE INDIVIDUAL SPEC SHEET FOR DOOR AND LENS OPTIONS</small> EP1010GV EP1414GV <small>27L MAX</small> 	HD3012GV 	ON3012GV 	HIGH TOP PENDANT HT1813GV

LUMENS ¹	CCT	DRIVER / DIMMING ³	MOUNTING ⁷	CORD OPTIONS	INTERIOR ¹²	FINISH ¹²		
15L	1500 Lm	27K	2700K	EX ⁴ Electronic Driver, 120V/277V	WALL MOUNT	STANDARD CORDS	MWI ¹³ Matte White	MW ¹³ Matte White
27L	2700 Lm	30K	3000K	DO10X ⁴ 1%, 0-10V, 120V/277V	CP106 ⁵ Large Driver Canopy	CW White	MBI Matte Black	MB ¹³ Matte Black
37L	3700 Lm	35K	3500K	DS10X ⁶ 10%, 0-10V, 120V/277V	CP6/RMD Remote Mount Driver	CB Black	PTI Platinum Silver	PT ¹³ Platinum Silver
55L	5500 Lm	40K	4000K	DS2W1 ⁶ ELV / MLV;120V	PA ⁸ Mounting Arm Style	CS Silver	GFI Gold Flake	TW Textured White
				DLTE1 ⁶ Lutron 2-Wire Forward Phase (MLV), 120V	CEILING MOUNT	DECORATIVE CORDS ¹⁰	GAI Galvanized	TB Textured Black
				DL3EX ⁶ 1%, Lutron® EcoSystem®, 120V/277V	RDC5 ^{4/5} Small Driver Canopy	WC White	ORI Orange	MT Textured Silver
				DL33X ⁶ 1%, Lutron® Hi Lume, 120V/277V	CP13 ⁶ Large Driver Canopy	BC Black	YLI Aero Yellow	AC Champagne
					HM ⁹ Hang Straight	SC Silver	BLI Blue Streak	AS Sapphire
					AT ⁹ Hang Straight All Thread	TC Teal	PGI Pub Green	AM Malachite
					PM ⁹ Rigid Pendant Mount	NC Wine	RDI Red Baron	OB Oil Rubbed Bronze
					CD ⁹ Cord / Cable Mount	KC Beige	SNI Sun Gold	OB Oil Rubbed Bronze
					CM ⁹ Cord Mount	GQ Turquoise	COI Copper Metallic	GA Galvanized
					EMCR 10W Canopy Mounted EM	RC Red	CCI Custom Color	BA Brushed Aluminum
					EMRM 7W Remote EM	YC Yellow	CCI Custom Color	CH Charcoal
					EMEN 7W Remote with Enclosure	BTC Black/Brown	FCI Fixture Color Interior	SN Sun Gold
						BWC Black/White		BL Blue Streak
						OC Burnt Orange		RD Red Baron
						GC Green		PG Pub Green
						CC ¹¹ Custom Color		SF Sea Foam
								CO Copper Metallic
								CC Custom Color

SEE INDIVIDUAL SPEC SHEETS FOR FULL LIST OF OPTIONS. CONTACT FACTORY FOR E21 OR GU24 LED LAMP / INCANDESCENT OPTIONS.

1. CHOOSE FIXTURE	2. CHOOSE APPLICATION (OUTPUT, KELVIN & CONTROLS)	3. CHOOSE MOUNTING AND FINISH OPTIONS
EG1612GV	55L 30K DS10X	RDC5 CD36 BWC SNI MB

EXAMPLE: EG1612GV55L30KDS10XRDC5CD36BWC SNIMB

NOTES:
 1 Nominal Source Lumens at 35K 2 Nominal Delivered Lumens at 35K 3 Contact Factory for Additional Options 4 RDC5 for EX/DO10X Drivers 5 37L Max for DS10X/DS2W1 Drivers with RDC5 6 CP13/CP106 for Lutron Drivers 7 See Mounting Page for Details on Components and Finishes 8 See Mounting Page for Available Arm Options 9 Specify Length in Inches; See Mounting Page for Available Lengths 10 Decorative Cord 120" Max Length 11 Contact Factory 12 See Color Page for More Options/Consult Factory for Special Finishes 13 Standard Finishes

