

# 12" ROUND DIRECT LENSED A19 SERIES



## SPC1205MRI - CEILING MOUNT

### APPLICATION

12" Round shallow MRI cylinder series for use with A19 lamps.

### FEATURES

Spectrum Surface Solutions series provides traditional architectural style with high performance energy efficient illumination. Rugged design with flexible mounting, finish and lamping options make these extremely versatile fixtures.

### FINISH

Multi-stage polyester powder-coat process applied on our dedicated paint lines. A wide variety of standard and custom finishes are available. All exposed materials are chromate pretreated to resist corrosion.

### ELECTRONICS

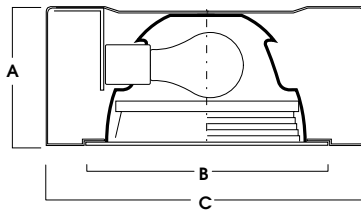
120 Volt standard.

### CONSTRUCTION

Spun .063 1100-0 aluminum fixture housing. Specular primary optical reflectors provide high efficiency illumination. Impact resistant tempered glass lenses. Stainless steel hardware with galvanized steel brackets to resist corrosion. Reflector spun .063 high purity aluminum and finished to specification.

### LABELS

ETL/UL/CSA listed for damp locations. Manufactured and built to UL standard No. 1598.



| A               | B                | C                |
|-----------------|------------------|------------------|
| 5.0<br>127.0 mm | 7.25<br>184.2 mm | 11.5<br>292.1 mm |

| SERIES     | LAMP | OPTIONS  | LENS   | MOUNTING <sup>1</sup>   | FINISH <sup>3</sup>  |
|------------|------|--|--|-------------------------|--|
| SPC1205MRI | A19  | <b>FS</b> Fuse Holder and Fuse<br><b>GS</b> Gasket | <b>8320-SG</b> Soft Glow Alzak- Splay/<br>Flange Standard<br><b>RB</b> Regressed Baffle/Splay<br><b>RW</b> Regressed White Splay | <b>SM</b> Surface Mount | <b>MW</b> <sup>4</sup> Matte White<br><b>MB</b> <sup>4</sup> Matte Black<br><b>PT</b> <sup>4</sup> Platinum Silver<br><b>CC</b> Custom Color |
|            |      |  |  |                         | See Page 2 for Full Range of Color Options (83-90095)  |

**EXAMPLE:** SPC1205MRI/A19/FS/8320SG/SM/MW

**NOTES:**

1 See Mounting Page for Details on Components and Finishes 2 Ballast Mounted in Arm 3 See Color Page for More Options/Consult Factory for Special Finishes 4 Standard Finishes



PROJECT: \_\_\_\_\_  
TYPE: \_\_\_\_\_



Dimensions and values shown are nominal. Spectrum Lighting continually works to improve products and reserves the right to make changes which may alter the performance or appearance of products.

# COLOR OPTIONS - POWDER COAT PAINT FINISHES

NOTE: NO PRINTED IMAGE CAN EQUAL THE EXACT COLOR OF FINISH ON METAL.  
SEE INDIVIDUAL SPECIFICATION SHEETS OR CONSULT FACTORY FOR ADDITIONAL INFORMATION.



## STANDARD CORD / STEM / CANOPY FINISHES


| FIXTURE COLOR               | STANDARD CORD COLOR | STANDARD CANOPY / STEM COLOR |
|-----------------------------|---------------------|------------------------------|
| Matte White, Textured White | Matte White         | Matte White                  |
| Gloss White                 | Matte White         | Gloss White                  |
| Matte Black, Textured Black | Matte Black         | Matte Black                  |
| All Others                  | Matte Black         | Same Color as Fixture        |
| Custom Color                | Contact Factory     | Contact Factory              |

## PAINT TIMES


| TIER                       | COST            | AVERAGE PAINT TIME* |
|----------------------------|-----------------|---------------------|
| Tier 1 - Standard Finishes | \$              | ⓪                   |
| Tier 2 - Typical Finishes  | \$\$            | ⓪⓪                  |
| Custom Color               | Contact Factory | Contact Factory     |

\*CONTACT FACTORY FOR SPECIFIC PRODUCT LEAD TIMES

## TIER 1 - STANDARD FINISHES



## TIER 2 - TYPICAL FINISHES



## CUSTOM COLOR FINISHES

CONTACT FACTORY

CC  
Custom Color



\*UNAVAILABLE FOR WET LOCATION