


8" MODULAR ACCENT LIGHT SUSPENDED / SURFACE



XT LED SERIES / MULTI-MODULE / 3 × 4000 LUMENS



RCC824-LEDXT

APPLICATION

RCC 8" x 24" series modular fixture for suspended / surface accent lighting.

FEATURES

Surface mounted modular accent light. 3 LED fixture patterns available. Fixture modules (1 - 3 modules) rotate 359°, lock and tilt to 35° with 1" pull-down for optimal aiming. Quick change LED module, twist optics and choice of lenses for optimal job site flexibility. Quick access driver plate may be serviced from below fixture. Four available optics (10°-60°).

FINISH

A variety of architectural powdercoat finishes for interior of fixture are available.

ELECTRONICS

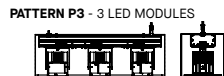
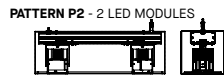
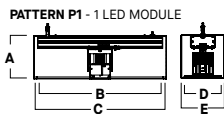
LED system features Xicato LED module with proprietary phosphor technology that provides consistent stable color with CCT control of +/- 100K over life of the light engine. Base CRI is 83 with 2-step MacAdam Ellipse binning. High CRI is 98 with 1 × 2-step MacAdam Ellipse binning. Variety of electronic 120V/277V and dimming drivers.

CONSTRUCTION

Housing formed of #18 gauge 5052-H32 aluminum, seam welded and finished to specification. Fixture modules are die-cast and machined aluminum.

CODE COMPLIANCE

BAA Compliant. Non-IC rated. ETL certified to meet US and Canadian standards. Suitable for dry or damp locations. Manufactured and tested to UL standards No. 1598/8750.



RCC824LEDXT Shown - Pattern P3 - 3 LED MODULES

PATTERN	#OF MODULES	A	B	C	D	E
P1	1	8.283	24.0	25.320	6.965	8.285
P2	2	8.283	24.0	25.320	6.965	8.285
P3	3	8.283	24.0	25.320	6.965	8.285

LUMENS / WATTAGE DATA PER MODULE

PART NUMBER	SOURCE LUMENS ¹	DELIVERED LUMENS ²	SYSTEM WATTS ³	LPW
RCC816P1LEDXT10L	1000	864	9.1	95
RCC816P1LEDXT13L	1300	1164	13.0	90
RCC816P1LEDXT20L	2000	1791	21.7	83
RCC816P1LEDXT30L	3000	2687	32.6	82
RCC816P1LEDXT40L	4000	3448	37.9	91

Note: 98 CRI (Artist) operates at higher wattage than 83 CRI, in order to have equivalent source lumens, comparatively, as listed below.

SERIES	PATTERN	LUMENS ¹	CCT	BEAM	DRIVER / VOLTAGE ⁷	OPTIONS ⁸	MOUNTING ¹⁰	INTERIOR		FINISHES			
								MWI	White	MB ¹²	Matte White	PTI ¹²	Platinum Silver
RCC824 Up to 3 Modules	P1 1 Module	LEDXT10L	1000 Lm	83 CRI	XN ⁶ 10°	EX Electronic Driver, 120V/277V	LENS	2XHM ¹¹ Hang Straight Pendant 3/8 IPS	MWI	White	MB ¹²	Matte White	
		LEDXT13L	1300 Lm	27K 2700K	ND 26°	DS10X 10% 0-10V, 120V/277V	SO35 Solite Diffusion						
		LEDXT20L	2000 Lm	30K 3000K	MD 48°	DO10X 1% 0-10V, 120V/277V	GL35 Clear						
	P2 2 Modules	LEDXT30L ⁴	3000 Lm	35K 3500K	98 CRI ARTIST ⁵	DS2W1 1%, ELV/MLV, 120V	FG35 Frosted	2XPM ¹¹ Rigid Pendant 3/8 IPS	BZI	Bronze	CC	Custom Color	
		LEDXT40L ⁴	4000 Lm	40K 4000K		DL3EX 1% Lutron® EcoSystem® Fade, 120V/277V	SN35 Snoot						
	P3 3 Modules					EL10X 1%, eldoLED, 120V/277V	HL35 Hex Louver	2XCD ¹¹ Aircraft Cable, Straight Cord	SM	Surface Mount	Reference Color Sheet Located on Product Webpage For Full List of Available Colors.		
						ED01X 0.1%, eldoLED, 120V/277V	LN35 ⁹ Color Lens						
						DALIX DALI Control, 120V/277V	OPTIONS						
							EMRM Emergency Battery						SC1 Safety Cable
							FS Fusing						

EXAMPLE: RCC824P1LEDXT30L27KMDE1/SO/3XCD36/MWI/MW

NOTES:

1 Nominal Source Lumens at Any CCT - Per Module 2 Nominal Delivered Lumens 83 CRI at Any CCT with ND, No Lens - Per Module 3 One Module 83 CRI, No Thermal Protector 4 Requires Active Cooling, Account for 1 Watt Per Module 5 30L Max 6 9mm, 13L Max, All XN Draw More Watts Than Other Optics; See Photometry 7 Contact Factory for Additional Options 8 See Product Options Page for Details 9 See Lens Options Page for Details 10 Suspension Points With Power 11 Specify Length in Inches: See Mounting Page for Available Lengths 12 Standard Finishes

PROJECT: _____
 QUANTITY: _____ TYPE: _____

