



2" ROUND DECORATIVE GLASS 2000 LUMENS MAX

UNIVERSAL HOUSINGS WITH INTERCHANGEABLE TRIMS

Spectrum's A Spec 2" recessed round decorative downlight series features a shallow plenum housing and variety of trims for accent and general illumination.

LUMENS AND WATTAGE CHART					
PART NUMBER	LUMENS	SOURCE LUMENS ¹	DELIVERED LUMENS ²	SYSTEM WATTS	LPW
RD2F	XT10L	1000	366	11.1	33
RD2F	XT13L	1300	493	15.0	33
RD2F	XT20L	2000	759	23.7	32

PROJECT: _____
 QUANTITY: _____ TYPE: _____



Bubble Glass



Frosted Glass



AVAILABLE HOUSING TYPES

SR2MO - New Construction / 20L Max



SR2MI - IC New Construction / 13L Max



SR2MR - Remodel Construction / 20L Max



FIXTURE HOUSING SPECIFICATION

SERIES		LUMENS ¹		DRIVER / DIMMING / VOLTAGE			OPTIONS	
SR2MO	New Construction	XT10L	1000 Lm	E_	Electronic Driver	1	120V	H12⁴
SR2MI³	IC New Construction	XT13L	1300 Lm	DS10_	10%, 0-10V	2	277V	EB
SR2MR	Remodel Construction	XT20L	2000 Lm	DS2W1	ELV/MLV, 120V			EMRM
								12" - 24" Expandable Bars
								Black Housing
								Remote Emergency Battery Pack

- Decorative formed round glass tubes in bubble or frosted finish.
- Die-cast aluminum trim with a wide variety of options.
- Shallow plenum housing.
- Universal housing accepts all trim types, including 2" square trim.
- Performance Xicato LED module for superior reliability and color consistency.
- Interchangeable optics and lenses.
- 5 year warranty on fixture and electronics.
- 10 year warranty on LED CCT.
- Sustainable fixture.
- Zhaga International Standard LED Module for future upgrades.
- 83CRI 2SDCM, 98CRI 1x2SDCM best in industry.

AVAILABLE TRIM / MODULE TYPES



TRIM / MODULE SPECIFICATION

TRIM		CCT		OPTICS		TRIM FINISH ⁵		OPTIONS	
RH2BGC2	Bubble Glass Tube Accent		83 CRI	MD	35°	MW⁶	Matte White	NL	No Lens
RH2FGC2	Frosted Glass Tube Accent		27K			MB	Matte Black		
			30K			PT	Platinum Silver		
			35K			BZ	Bronze		
			40K			CH	Charcoal		
						OB	Oil Rubbed Bronze		
			98 CRI ARTIST			AS	Sapphire		
			27HK			AM	Malachite		
			30HK			SN	Sun Gold		
			35HK			CO	Copper Metallic		
			40HK			GH	Graphite		
						CC⁷	Custom Color		

EXAMPLE: SR2MOXT10LDS2W1/H12EB/RH2FGC227KMDMWNL

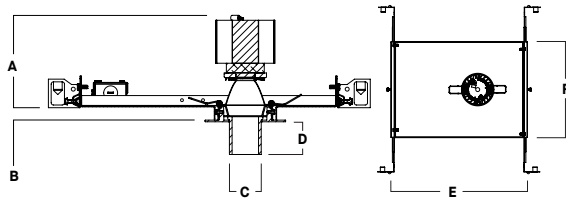
NOTES:
 1 Nominal Source Lumens at Any CCT 2 Nominal Delivered Lumens 83 CRI at Any CCT with MD-MW-RH2BGC2 3 IC New Construction not Available in XT20L
 4 Standard Bar Hangers 5 Inside Trim And Flange Will Match Color Specified 6 Standard Finish 7 Contact Factory for Special Finishes



HOUSING DIMENSIONS

SR2MO - NEW CONSTRUCTION / 20L MAX

Non-IC rated, thermally protected frame-in kit for new construction. Non-IC designation requires insulation must be minimum of 3" from housing.



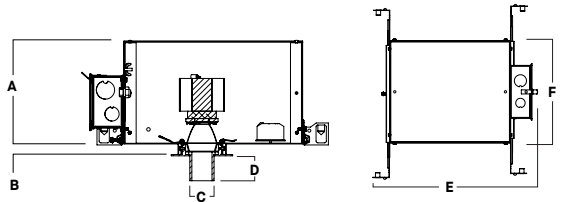
A	B	C	D	E	F
4.2	.625	1.5	1.5	12.9	9.1
106.7 mm	15.2 mm	38.1 mm	38.1 mm	327.7 mm	231.1 mm

Fixture Weight: 4.0 lbs

Ceiling Cutout: Ø 3"

SR2MI - IC NEW CONSTRUCTION / 13L MAX

IC rated frame-in kit for new construction with direct insulation contact and CCEA (Chicago Plenum) compatibility.



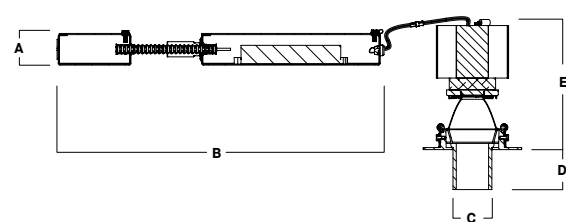
A	B	C	D	E	F
6.4	.625	1.5	1.5	15.4	9.8
162.6 mm	15.2 mm	38.1 mm	38.1 mm	391.2 mm	248.9 mm

Fixture Weight: 5.0 lbs

Ceiling Cutout: Ø 3"

SR2MR - REMODEL CONSTRUCTION / 20L MAX

Non-IC rated frame-in kit for existing construction. Non-IC designation requires insulation must be minimum of 3" from housing.



A	B	C	D	E
1.5	13.9	1.5	1.5	4.8
38.1 mm	353.1 mm	38.1 mm	38.1 mm	121.9 mm

Fixture Weight: 2.0 lbs

Ceiling Cutout: Ø 3"

FEATURES

NEW CONSTRUCTION

Precision Die-formed 20 gauge galvanized steel housing and integral junction box with (1) 7/8" knockout for Non-IC (not designed for through branch circuit wiring) and (1) 5/8", (3) 7/8" and 2 (1") knockouts for IC. Junction box capacity: 8 12AWG rated for 90 °C. Tool-less driver and junction box access for ease of maintenance. Posi-loc trim retention springs for 5/8"-1" ceiling thickness. For thicker ceilings consult factory.

REMODEL CONSTRUCTION

Features tethered power supply and junction box with sheathed wire, (1) 7/8" knockout, and (1) 5/8" Knockout.

MOUNTING

A variety of mounting bars are available (excluding remodel). Ceiling materials must be rigid to support luminaire frame.

DRIVER

Several constant current dimming drivers are available. Power factor >.9 typical, 50/60Hz, 350-1050mA.

TRIM

Self-flanged, one-piece, die-cast aluminum finished in a variety of powdercoat options. Decorative glass is finished in blown glass or frosted pattern.

LUMEN OUTPUT

Optics maintain 1000-2000 lumens range.

LED

Zhaga compatible high performance Xicato module. Proprietary phosphor technology provides consistent and stable color with CCT control of +/- 100K over life of light engine.

EMERGENCY

Remote 7W emergency battery options are available. Operates for 90 minutes and produces nominal 450 lumens.

COLOR VARIATION

Standard CRI (83) within 2-step MacAdam Ellipse. High CRI (98) within 1x2-step MacAdam Ellipse.

LISTINGS

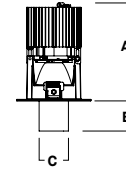
ETL Certified to meet US and Canadian Standards. Manufactured and tested to UL standard No. 1598/8750. BAA compliant. City of Chicago Environmental Air (CCEA), and Insulated Ceiling (IC) options available.

WARRANTY

Fixtures, LEDs and drivers carry 5 year Spectrum warranty, as well as individual OEM warranty. Warranty is 5 years from date of manufacturing. LED system rated for operation in an ambient temperatures up to 25 °C.

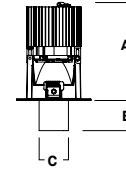
TRIM / MODULE DATA

RH2BGC2 - BUBBLE GLASS TUBE ACCENT MODULE



Lm	A	B	C
XT10L	5.0	1.5	1.5
XT13L	5.0	1.5	1.5
XT20L	5.0	1.5	1.5

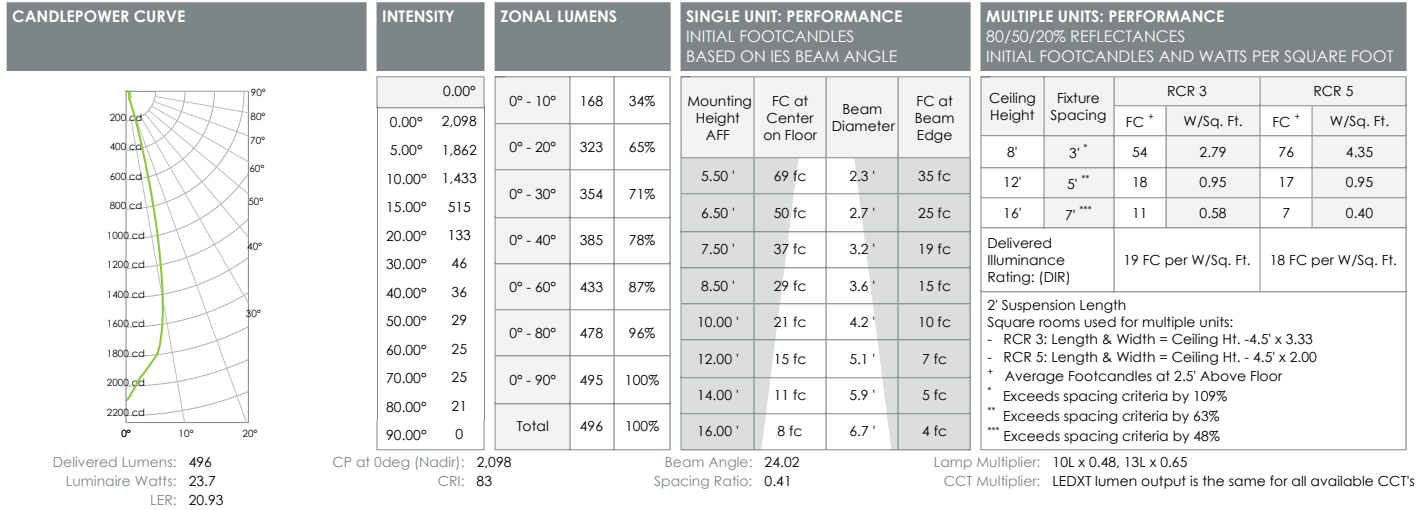
RH2FGC2 - FROSTE GLASS TUBE ACCENT MODULE



Lm	A	B	C
XT10L	5.0	1.5	1.5
XT13L	5.0	1.5	1.5
XT20L	5.0	1.5	1.5

PHOTOMETRIC DATA - 2" ROUND DECORATIVE

SR2Mx-XT20L-E1-RH2FGC2-35K-MD-MW



Delivered Lumens: 496
Luminaire Watts: 23.7
LER: 20.93

CP at 0deg (Nadir): 2,098
CRI: 83

Beam Angle: 24.02
Spacing Ratio: 0.41

Lamp Multiplier: 10L x 0.48, 13L x 0.65
CCT Multiplier: LEDXT lumen output is the same for all available CCTs

